

For more info on the Schluter Kerdi system, see:
<http://www.schluter.com/english/products/2002/sectionf/kerdi/801-index.html>

8.1 Schluter®-KERDI

WATERPROOFING, UNCOUPLING, AND DRAINAGE

BONDED WATERPROOF MEMBRANE

Ceramic and stone tiles are durable, easy to maintain, and hygienic, representing ideal surface coverings in wet areas. However, since tiles and grout are not inherently waterproof, it is essential to protect the substrate from moisture penetration.

Application and Function

8.1 Schluter®-KERDI is a pliable, sheet-applied, bonded waterproof membrane and vapor retarder with limited crack-bridging capabilities. It is made of soft polyethylene, which is covered on both sides with a special fleece webbing to anchor the membrane in the thin-set mortar.

Schluter®-KERDI was developed as a waterproofing membrane to be used in conjunction with ceramic and stone tile coverings. Tiles can be installed directly on Schluter®-KERDI using the thin-bed method. Other trowel-applied covering materials, such as plaster, can also be used. Pre-cut sections of Schluter®-KERDI are available for inside and outside corners, as well as for pipe collars. Use Schluter®-KERDI-BAND, in widths of 5" (12.5 cm), 7-1/4" (18.5 cm), or 10" (25 cm) to seal butt joints or corner joints. Schluter®-KERDI-FLEX, in 5" (12.5 cm) or 10" (25 cm) widths, is used to seal expansion joints or flexible edge joints.

Material Properties and Areas of Application

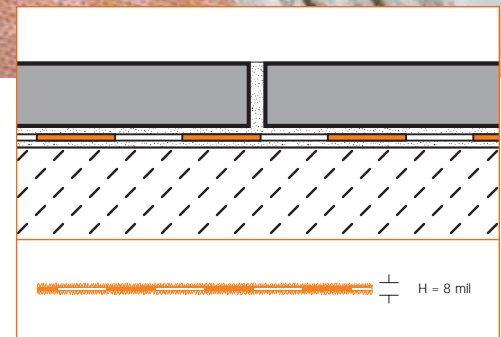
Schluter®-KERDI is a polyethylene waterproofing membrane with a very low vapor permeance of 0.75 perms. The material is physiologically safe. Schluter®-KERDI requires no special disposal.

Schluter®-KERDI is waterproof and resistant to most chemicals commonly encountered



in tiled environments. It is resistant to aging and will not rot. Schluter®-KERDI is highly resistant to saline solutions, acid and alkaline solutions, many organic solvents, alcohols, and oils. Information regarding its resistance to specific substances can be provided if concentration, temperature, and duration of exposure are known. For acid-resistant coverings, use an epoxy adhesive to set and grout the tile.

Schluter®-KERDI is suitable for wall and floor surfaces where protection against the penetration of moisture or other harmful substances is necessary. Applications include showers, steam showers, tub surrounds, and areas surrounding swimming pools. Industrial applications include the food industry, breweries, and dairies. Before placing the Schluter®



-KERDI, verify that the substrate is clean, even, load bearing, and free from moisture. Surfaces that inhibit proper adhesion must be removed or appropriately treated. Schluter®-KERDI meets the American National Standard for Load Bearing, Bonded, Waterproof Membranes for Thin-Set Ceramic Tile and Dimension Stone Installations (ANSI A118.10) and is listed by cUPC®. For copies of the listing, please



Schluter®-KERDI-DRAIN assembly with Schluter®-KERDI waterproofing membrane.

contact Schluter®-Systems at (800) 472-4588 (USA) or (800) 667-8746 (CAN) or by e-mail at info@schluter.com. A link to the listing can also be accessed at www.schluter.com.

Installation

1. The substrate must be clean, even, and load bearing. The thin-set mortar used for bonding Schluter®-KERDI must be appropriate for the substrate, and it must penetrate and engage the KERDI fleece. Generally, an unmodified thin-set mortar is used. Cut Schluter®-KERDI to size prior to application.
2. Apply thin-set mortar to the substrate using a 1/4" x 3/16" (6 mm x 4 mm) V-notched trowel (Note the open time of the mortar). Press Schluter®-KERDI fully into the bond coat. Work the KERDI into the mortar by applying pressure to the membrane with the flat side of the trowel (held at an angle) in smooth, diagonal sweeps. Air bubbles must be avoided.

3. Seams can be constructed by overlapping the edges of the KERDI 2" (5 cm) using unmodified thin-set mortar, or by abutting the edges and covering the joint with Schluter®-KERDI-BAND using an unmodified thin-set mortar.
4. For inside and outside corners, adhere pre-cut Schluter®-KERDI-KERECK corners or pre-formed Schluter®-KERDI-KERECK-F corners. For floor/wall connections, use the Schluter®-KERDI-BAND. For pipes, use the Schluter®-KERDI-KM pipe sleeve.
5. Connections to fixed building elements can be achieved by using Schluter®-KERDI, KERDI-BAND, or KERDI-FLEX in conjunction with: Schluter®-KERDI-FIX; suitable trowel-applied waterproofing materials (such as urethane or similar), which require atmospheric moisture to cure; or other suitable sealing compounds.
6. Schluter®-KERDI shall be separated at existing expansion, structural, and flexible edge joints. Cover the joints with Schluter®-KERDI-FLEX. To allow for greater movement, the center section of the Schluter®-KERDI-FLEX can be tucked into the cavity of the expansion joint prior to bonding.
7. Once the entire membrane—with seams, corners, and connections—has been completely bonded, and therefore waterproofed, the covering may be applied.

Note: Water testing of the assembly

Prior to setting tile, wait 24 hours to allow for final set of the mortar before testing to ensure waterproof performance of the assembly at seams and connections.

8. For tile installations using the thin-bed method, apply unmodified thin-set mortar directly to the exposed Schluter®-KERDI surface and install the tiles, ensuring full coverage. For acid-resistant coverings, use an epoxy adhesive to set and grout the tile.

Connection to Schluter®-KERDI-DRAIN

Schluter®-KERDI-DRAIN is a floor drain specifically designed to allow connections to Schluter®-KERDI or other bonded waterproof membranes, typically in shower

applications. When adhering Schluter®-KERDI to Schluter®-KERDI-DRAIN, the membrane must be held back to the step in the fleeced bonding flange. Apply unmodified thin-set mortar to the bonding flange using a 1/4" x 3/16" (6 mm x 4 mm) V-notched trowel. Firmly press Schluter®-KERDI into the mortar with the flat side of the trowel to ensure 100% coverage and a watertight seal. Relevant industry standard guidelines for floor drains with integrated bonding flange include method B422 in the Tile Council of North America's (TCNA) Handbook for Ceramic Tile Installation and Method 326DR in the Terrazzo, Tile and Marble Association of Canada (TTMAC) Specification Guide 09300 Tile Installation Manual. Please contact Schluter®-Systems for the Schluter® Shower System installation video and KERDI-DRAIN data sheet.

Notes:


- 1) Where Schluter®-KERDI-DRAIN is used in shower applications, walls must be waterproofed up to the height of the showerhead.
- 2) Schluter®-KERDI-DRAIN is listed by UPC® (IGC 195-2004), CSA (B79-94), and NSF (SE AD 130-007 and SE AD 130-0011). For copies of the above listings, please contact Schluter®-Systems at 800-472-4588 (USA) or 800-667-8746 (CAN) or by e-mail at info@schluter.com. Links to the above listings can also be accessed at www.schluter.com.



Product Item Numbers



8.1 Schluter®-KERDI (waterproofing membrane)				
Item No.	Width	Length	Area	Thickness
KERDI 200/5M	3' 3" - 1 m	16' 5" - 5 m	54 ft ² - 5 m ²	8 mil
KERDI 200/10M	3' 3" - 1 m	33' - 10 m	108 ft ² - 10 m ²	8 mil
KERDI 200	3' 3" - 1 m	98' 5" - 30 m	323 ft ² - 30 m ²	8 mil



8.1 Schluter®-KERDI-BAND (waterproofing strips)			
Item No.	Width	Length	Thickness
KEBA 100/125/5M	5" - 12.5 cm	16' 5" - 5 m	4 mil
KEBA 100/185/5M	7-1/4" - 18.5 cm	16' 5" - 5 m	4 mil
KEBA 100/250/5M	10" - 25 cm	16' 5" - 5 m	4 mil
KEBA 100/125	5" - 12.5 cm	98' 5" - 30 m	4 mil
KEBA 100/185	7-1/4" - 18.5 cm	98' 5" - 30 m	4 mil
KEBA 100/250	10" - 25 cm	98' 5" - 30 m	4 mil



8.1 Schluter®-KERDI-FLEX (waterproofing strips for use above movement joints)			
Item No.	Width	Length	Thickness
FLEX 125/5M	5" - 12.5 cm	16' 5" - 5 m	12 mil
FLEX 250/5M	10" - 25 cm	16' 5" - 5 m	12 mil
FLEX 125/30	5" - 12.5 cm	98' 5" - 30 m	12 mil
FLEX 250/30	10" - 25 cm	98' 5" - 30 m	12 mil



8.1 Schluter®-KERDI-KERECK (pre-cut corners)			
Item No.	Dimensions	Thickness	Packaging
KERECK 5I	I: 10" x 10" - 25 cm x 25 cm	4 mil	5 Inside corners
KERECK 5A	O: 7" x 7" - 17 cm x 17 cm	4 mil	5 Outside corners




8.1 Schluter®-KERDI-KERECK-F (pre-formed corners)		
Item No.	Thickness	Packaging
KERECK / FI 2	4 mil	2 Inside corners
KERECK / FI 10	4 mil	10 Inside corners
KERECK / FA 2	4 mil	2 Outside corners
KERECK / FA 10	4 mil	10 Outside corners





8.1 Schluter®-KERDI-KM (pipe collar)			
Item No.	Dimensions	Thickness	Packaging
KM 5117/22	7" x 7" - 17 cm x 17 cm	4 mil	5 units

Hole diameter, $\varnothing = 7/8" - 22 mm$



Schluter®-KERDI-FIX (sealant)	
Item No.	Cartridge Volume
KERDIFIX / <i>color*</i>	9.81 oz (290 ml)

***Color Codes**

 BW Bright white  G Grey

To complete the item number, add the *color* code (e.g., KERDIFIX / BW).



Schluter®-KERDI is used to provide waterproofing and vapor protection in wet areas (e.g., showers, steam showers, tub surrounds, etc.) and is easy to install.



PROFILE OF INNOVATION

Schluter Systems L.P.
194 Pleasant Ridge Road, Plattsburgh, NY 12901-5841
Tel.: 1-800-472-4588 • Fax: 1-800-477-9783
e-mail: info@schluter.com

Schluter Systems (Canada) Inc.
5626 Thimens Blvd., St-Laurent, QC H4R 2K9
Tel.: 1-800-667-8746 • Fax: 1-514-336-2410
e-mail: info@schluter.com

www.schluter.com