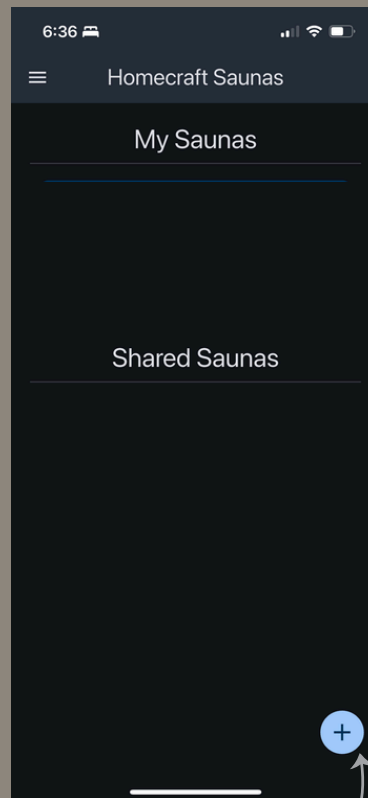
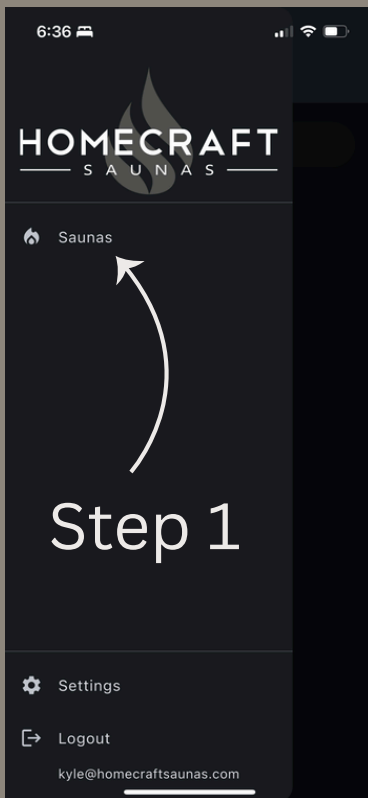


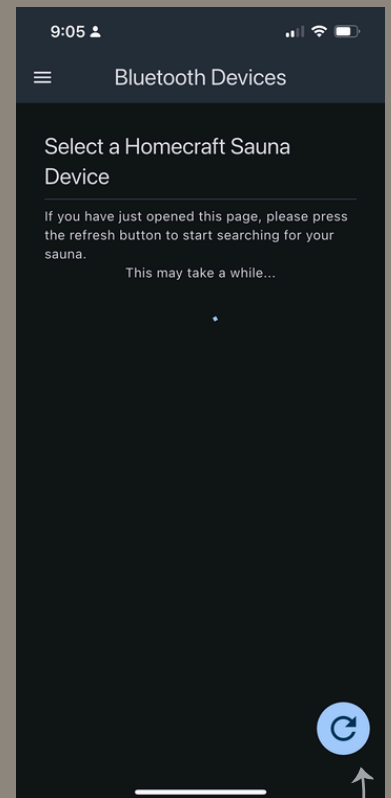


Initial Install & bluetooth pairing

Welcome to your Homecraft WiFi Control. This feature allows you to conveniently operate your sauna heater from your smartphone or tablet. With the WiFi control, you can turn your heater on or off, set the desired temperature, schedule sessions, and monitor your sauna from anywhere—giving you comfort, flexibility, and peace of mind.

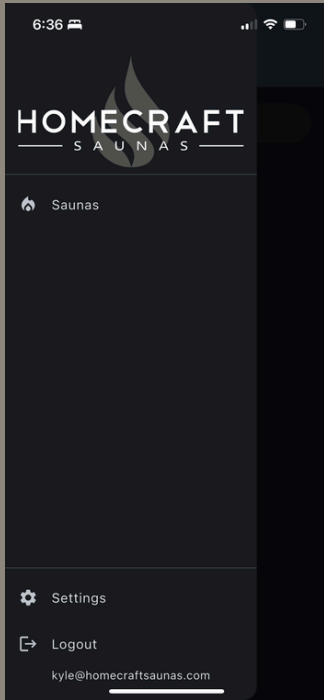


Step 2

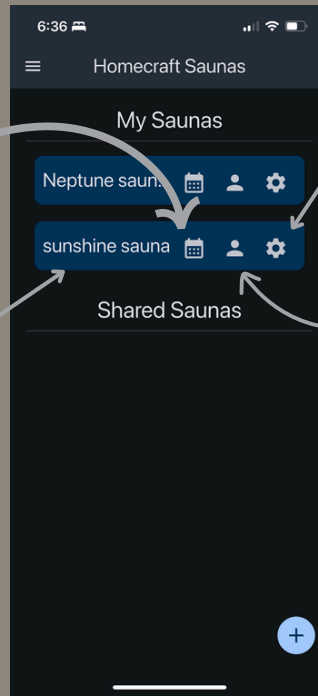


Step 3

Ensure good wifi signal at placement of sauna control. Open App and proceed by clicking the icons to get to step 3. To pair with bluetooth (Step 3) hit the icon and the app will search for connection. Your wifi control will appear, click to pair and you will be prompted to connect to your local wifi / router. Once wifi / router password is added click to add and device should connect. This may take several minutes. Once connected you can return to main page to find your sauna under “My Saunas”



Main Menu



Sauna Menu

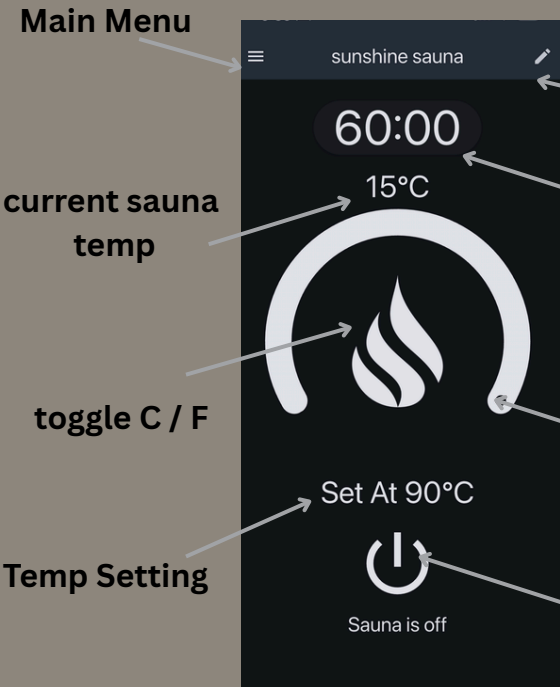
Calendar Settings

Sauna start

General Settings

Sauna users

Find Sauna Bluetooth



Sauna Landing Page

Main Menu

current sauna temp

toggle C / F

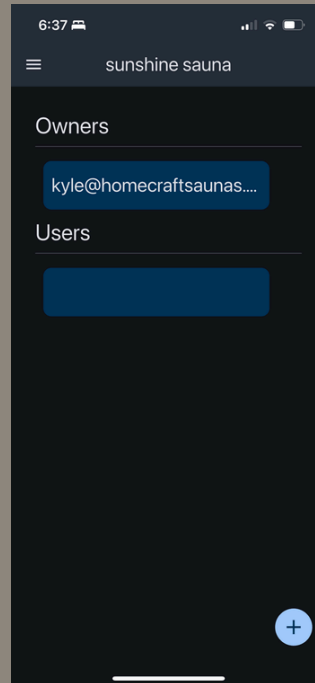
Temp Setting

Temp Adjustment

Turn On / Off

Time

Rename Sauna



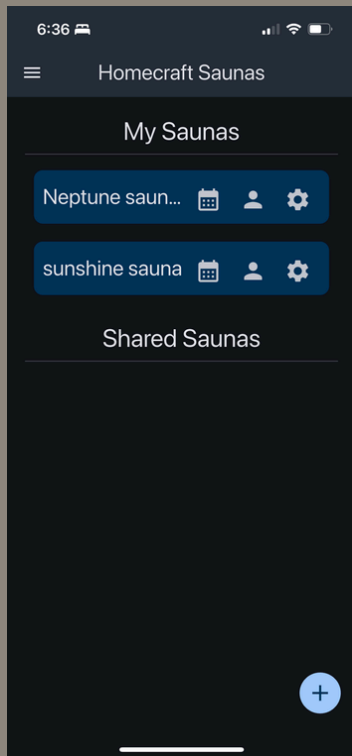
User Page

To Add additional owners or users, click on the + button on the bottom right hand corner. Add the email of the user you would like to add to allow others to operate your sauna.


Owners have full access to turn on & off the sauna and use the calendar setting. **Users** only have access to turn on & off the sauna and cannot use the calendar setting.

Add owner / user

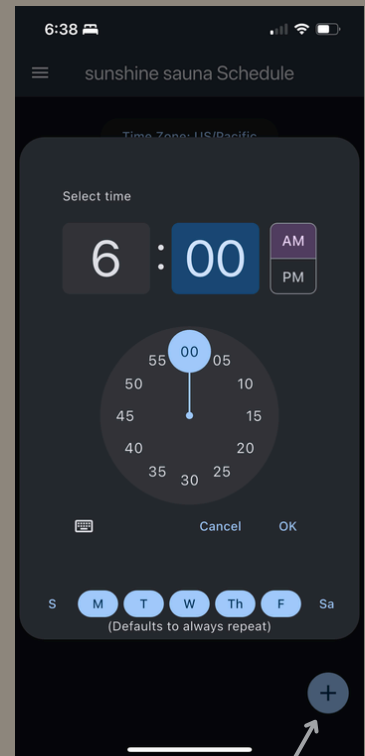
Setting the calendar



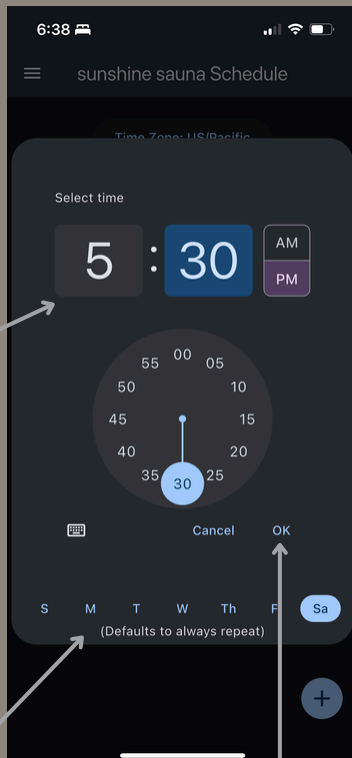
Click on the Calendar Icon to open the calendar page



click on the time zone setting to set the correct timezone where you live



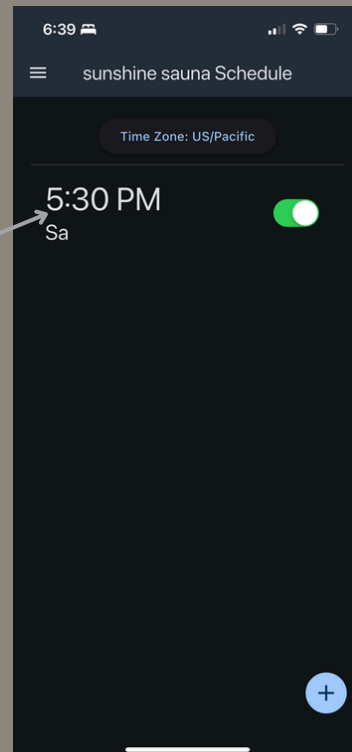
To set Calendar click the + icon



Set start time

Set desired days

Press Ok



swipe right to delete

Once the calendar has been set, you will see the set calendar in your main calendar page

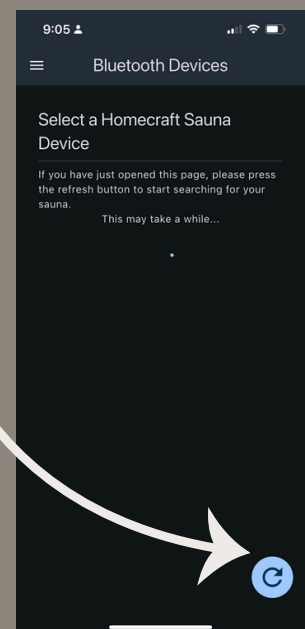
Troubleshooting:

Hard Reset: If your control freezes, or does not initially pair to the wifi and you cannot pair or find the bluetooth signal once again you can do a hard reset on the touchpad to fully start the pairing process once again. **Hold the F/C and Upper arrow on the temperature side** simultaneously for 5 seconds until the digital touchpad reads “CL” or Clear.

Finding Bluetooth: When initially pairing to bluetooth you may see the screen show that it is loading but the bluetooth device doesn't show. Hit the refresh / load button after several seconds to help the device continue to search for the bluetooth signal.

Connectivity Issues: If you successfully connect to bluetooth but upon trying to connect to your wifi it bounces you back of the main screen without pairing with your sauna it is possible there is a router or connectivity issue:

1. Ensure there is good wifi signal to the Homecraft Touchpad
2. Check that your router is set to 2.4 GHz and not 5 GHz



If connection continues to fail please email us at info@homecraftsaunas.com