



SaunaFin

Saunas & Steambaths

A421 WITH SPRING TIMER (PUBLIC SAUNA)

FSA421 COMMERCIAL SAUNA CONTROL

Stand-Alone electronic control pre-set to sauna operation parameters.

Control can be installed near sauna or remotely in equipment room.

Control can be locked so that settings can not be altered.

One hour spring timer for public access.

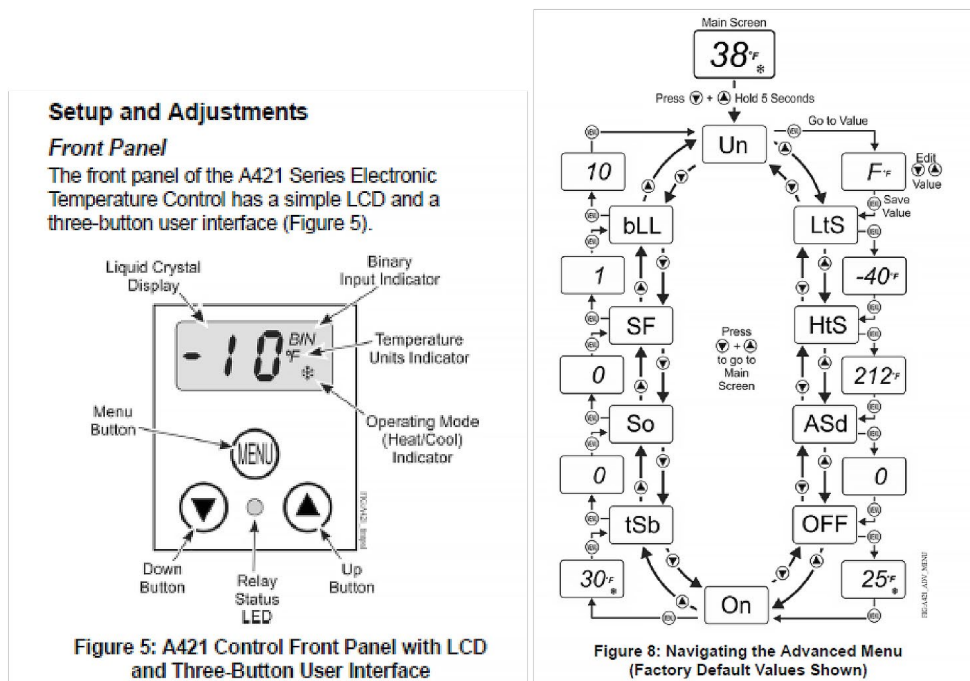


SAUNA SETTINGS FOR A421 CONTROL

Parameter	Parameter Description	Range	Factory Setting	Sauna Setting
Un	F° or C°		F°	C°
*Lts	Low Temp. Stop	-40 to 212°F (-40 to 100°C)	-40°F	60°C (140F)
*You must program Hts before you will be able to program Lts				
Hts	High Temp. Stop	-40 to 212°F (-40 to 100°C)	212°F	90°C (194F)
ASd:	Anti-short Cycle Delay	0 to 12 minutes	1	0
**OFF	Temperature OFF (setpoint)	-40 to 212°F (-40 to 100°C)	25°F	185 to 194°F (76 to 90°C) Recommended = 90°C (194F)
**For Sauna function, "OFF" must be set higher than "ON"				
ON	Temperature ON (differential)	-40 to 212°F (-40 to 100°C)	0°F	89°C (192F)
tSb	Temperature Setback	-50 to 50°F (-30 to 30°C)	30°F	0°C (32F)
So	Sensor Offset Adjustment	-5 to 5°F (-3 to 3°C)	0°F	0°C (32F)
SF:	Sensor Failure Operation 0 = output de-energized 1 = output energized		1	0
bLL	LCD Backlight Level	0 to 10; 0 = backlight off 10 = brightest	10 = brightest	10

* IMPORTANT: Set SF to "0", so sauna will turn off if sensor is damaged

- Temperature "Off" and Temperature "On" are what was traditionally referred to as Setpoint and Differential.
 - "OFF" is where sauna shuts down after reaching set temperature.
 - "ON" is where sauna resumes heating again. "ON" must be lower than "OFF"
- To maintain a constant differential between On and OFF, you must adjust both the ON value and OFF value by an equal number of degrees.
- Recommend control be in locked mode. Jumper should be on one pin only.
- Recommend 22 AWG stranded twisted cable with shield to extend sensor runs.



4. Disconnect power to the control and reposition the jumper to one pin (Figure 10). Reconnect power.

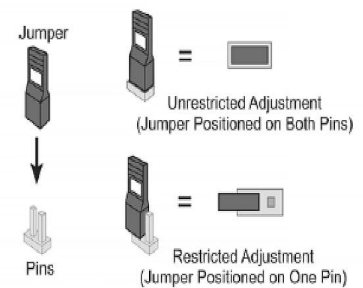
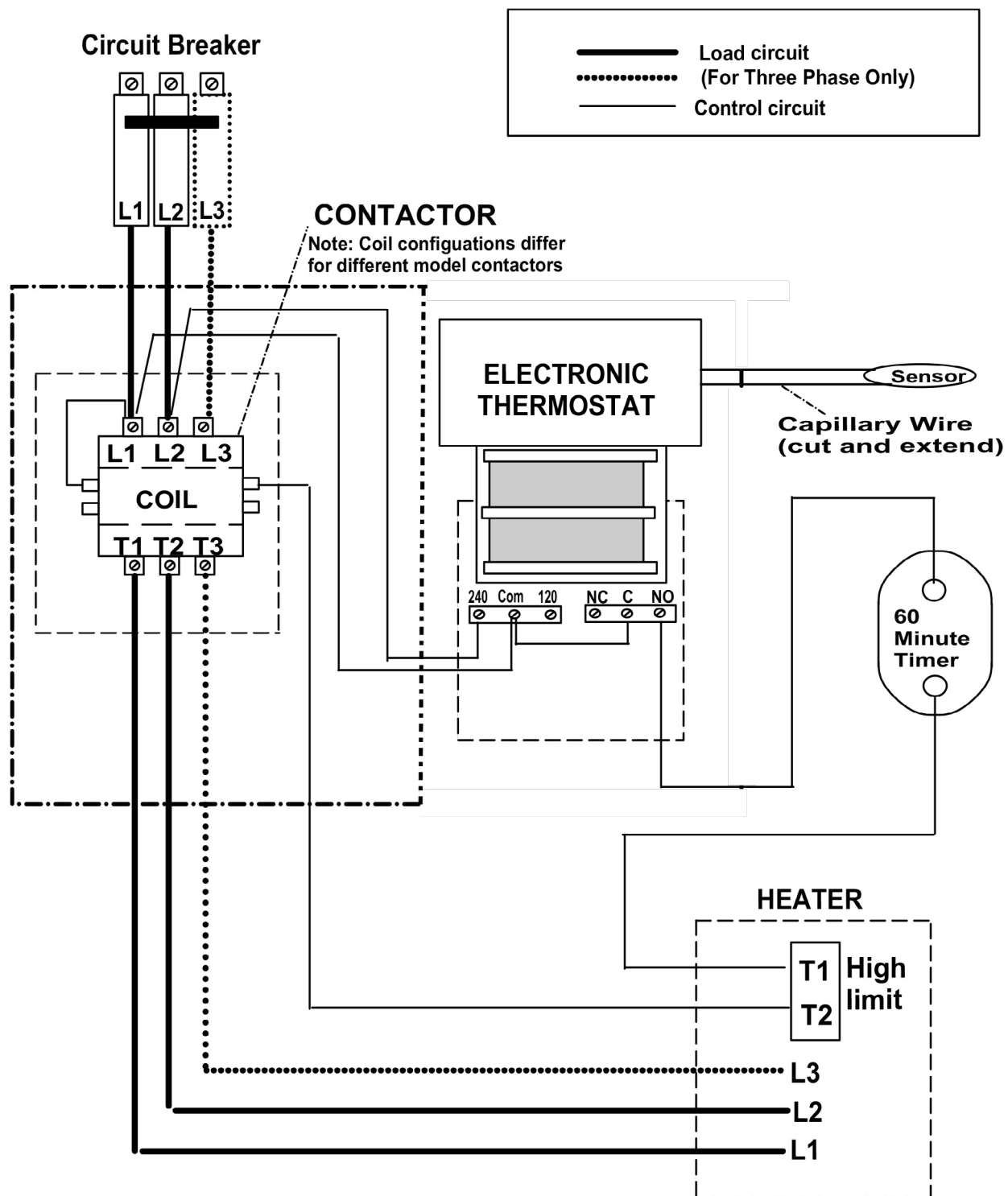


Figure 10: Repositioning the Jumper to Restrict Control Adjustment

FSA421 ELECTRONIC THERMOSTAT with CONTACTOR and 60 MINUTE TIMER

Thermostat and Contactor to be located where suitable
The timer is to be installed outside next to sauna door





SaunaFin

Saunas & Steambaths

SAUNAFIN SAUNA & STEAM

106 Rayette Road, Unit 1, Concord, ON, L4K 2G3

TOLL-FREE

1-800-387-7029

PHONE

905-738-4017

EMAIL

info@saunafin.com

WEB

www.saunafin.com