


TYLÖ[®]

Sauna heaters
& accessories



About Tylö

OVER 60 YEARS OF CONSISTENTLY HIGH QUALITY

Tylö AB is a well-established Swedish manufacturer with considerable world market shares and all the resources necessary to ensure industry leading technology and design as well as after-sales support. Our highly successful concept is built on offering products of high quality, which promote relaxation, enjoyment and the pleasure of sauna bathing. All the products that bear our name have been developed and manufactured by Tylö. Today our products are exported to more than 90 countries on every continent, and export sales currently account for more than 75% of our total production. We know that our products maintain a high level of quality. That's why you can feel at ease thanks to the 5-year materials warranty we offer with our products for residential installations.

MADE IN SWEDEN

The Tylö factory is located in Halmstad on the west coast of Sweden. We have been here since 1950 and continue perfecting our products which are manufactured from scratch solely by us.

ENVIRONMENTAL CONCERNS A PRIORITY

When you choose a product from Tylö, high quality comes standard. Our quality-mindedness is reflected in all aspects of our operations, from design and product development to the choice of materials, manufacturing processes, service and support. We are also committed to the environment. Our manufacturing processes are completely clean. There are no harmful emissions from any stage of the production process. The timber we use comes from responsibly managed forests in Scandinavia, the Baltic states and North America. None of our timber is taken from the world's precious rain forests. All plastic components

are manufactured from environmentally certified raw materials.

DEVELOPMENT

The Tylö Research & Development Centre is devoted to constantly developing and perfecting our products and concepts. Collaborating with external test facilities, labs, universities and other institutions help us to keep up to date with the very latest advances in new manufacturing processes, safety developments and consumer legislation. Sophisticated equipment is used to carry out all the many tests that are necessary for Tylö products to be awarded international seals of approval from a variety of official safety testing authorities. Our holistic approach and the fact that we develop all of our products in-house means that we have complete control of every step of the process, right down to the smallest of nuts and bolts.

INNOVATIVE DESIGN

Smart solutions in the form of well-conceived energy-saving functions and by working diligently in creating products and concepts that adhere to the highest possible safety standards, continues to be our way in maintaining our position as market leaders. For our customers, this hard work manifests itself most clearly in the attractive design and ease of use of our products.

STRONG SUPPORT

We do our utmost to get things right from the outset, however, questions may pop up from time to time regarding an installation or the operation of a product. Our well-trained and competent local distributors are on hand to answer your questions as clearly and efficiently as possible, and will ensure effective and quick problem-solving. We feel this provides the shortest route between us as sauna experts and you as a sauna customer.

Six good reasons to

ELEGANT DETAILS

All Tylö heaters are manufactured by sauna bathers for sauna bathers. This means that each heater has been carefully designed to deliver the ultimate sauna experience. The grill on Tylö's original heater is angled to ensure optimal distribution of hot air. The built-in water reservoir creates a more comfortable and gentle climate - exactly as it should be in a genuine Tylö sauna.

FAST HEATING THAT SAVES ENERGY

Tylö's original heaters all heat a sauna extremely quickly - up to twice as fast as any other heater. Tylö's unique, twin side air chambers provide enhanced hot air distribution (taking as little as 25 minutes to reach a normal sauna temperature of 176 °F).


Moreover, with the patented divided output feature, Tylö heaters can realize energy savings of up to 30%, making them an energy-efficient choice. The divided output feature means that the sauna heater automatically switches to energy-saving mode when the temperature reaches the desired level and maintains it for the length of time you spend in the sauna.

All in all, this is a financially-sound, long-term investment if you are looking for fast and comfortable sauna heating.


SAFETY A HIGH PRIORITY

Overheat cut-offs, thermostats and temperature sensors are vital components that are selected with meticulous care to ensure maximum safety.

It is also assuring to know that Thermosafe™, Tylö's unique protective coating, prevents the exterior from becoming too hot to the touch.



choose a Tylö heater



EFFECTIVE WATER SPRINKLING

Unlike many other sauna heaters, Tylö's original heater has a deep, centrally-located stone compartment. This ensures that almost all the water sprinkled over the stones turns into steam.

MADE IN SWEDEN

Tylö manufactures its sauna heaters completely in-house, without compromising quality. The heating elements, which are the heart of the heater, are manufactured in a closely-monitored process to ensure reliable performance and long life.

The choice of materials, such as a stainless steel stone compartment and aluminum top, reflects Tylö's high quality standards for all of its products. This is important and good for you, no matter how frequently or seldom you take a sauna.

Thanks to in-house production and meticulous quality control the consumer can be assured that a Tylö heater is a reliable purchase.

PRODUCT TESTING AND CERTIFICATIONS

All Tylö heaters are being tested throughout the entire manufacturing process. It is very important for us that our products have all the necessary certifications in the operating country – providing our customers peace-of-mind.



Intertek
9900218



IPX4

CONFORMS TO UL 875
CERTIFIED TO CSA E60335-2-53

Soft Sauna -
it's just as much
a sensation as
it is a technical
revelation

Soft Sauna - introducing steam for a gentler experience

WE CALL IT SOFT SAUNA

A gentle way to share a pleasurable experience. It is just as much a sensation as it is a technical revelation, and yet it takes up just a few square feet of space in your home. Invite your friends and family, select a therapeutic essential oil and feel the warmth and gentle steam engulf you.

Our Sense Combi heaters are developed specifically to add new dimensions to your sauna experience.

WHAT'S YOUR TEMPERATURE?

Soft Sauna picks up where traditional saunas leave off. Some people prefer a hot and quick sauna, others like to linger in mild temperatures, enjoying the gentle steam and aromatic fragrances. Test for yourself which temperatures and options are ideal for you and your relaxing moment.

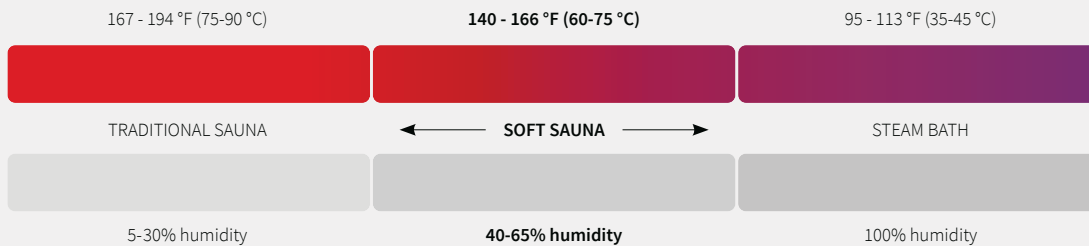
Imagine having a family home spa with the resources of a professional spa where you can relax together, exquisitely engulfed in steam and aromatic scents – and yet also be able to enjoy the relaxing dry heat

of a traditional sauna. Choose the sauna and heater that suits you and the way you want your moment to be.

PERFECTING THE SAUNA EXPERIENCE

By adding the Tylö Elite control panel you will be able to take your perfect Soft Sauna session to yet another level. With its built-in temperature and humidity sensor, the Elite control panel will monitor and maintain continuous and constant levels of heat and humidity, exactly the way you want them to be.

Different bathing forms



Sense Combi heaters



SENSE COMBI - U ELITE

Crossover heater offering dry sauna and steam-sauna from a single unit. Elite control panel included. For sauna rooms measuring: 140-440 cu.ft.

Sense Combi - U7 Elite Item no. 6100 1072

Sense Combi -U8 Elite Item no. 6100 1074

Legs for Sense - U

Height: 4". Item no. 9000 1058

SENSE COMBI - U PURE

Crossover heater offering dry sauna and steam sauna from a single unit. Pure control panel included. For sauna rooms measuring: 140-440 cu.ft.

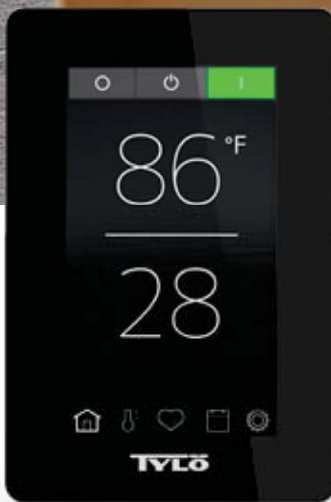
Sense Combi Pure - U7 Item no. 6100 1076

Sense Combi Pure- U8 Item no. 6100 1078

Legs for Sense - U

Height: 4". Item no. 9000 1058

Sauna Control Panels Introducing Elite and Pure



OPTIONAL – ELITE RECESSED FRAME
Item no. 9000 1056

Elite & WellAccess™

EFFORTLESS BATHING

The new multi-disciplinary control panel Elite from Tylo is packed with advanced features, thanks to its internal processor and operating system. In addition to highly personalized settings, the Elite can be individually programmed according to your own schedule.

Add features such as auxiliary fans, fragrance pumps or sound systems – the Elite control panel handles it all with clear and concise precision. The crystalline 4.5-inch screen delivers real time status on every aspect of your sauna bath. Naturally it includes steam and temperature settings and WiFi app connectivity.

WELLACCESS™ - AN ALL-NEW CONTROL PANEL APP FOR SMARTPHONES AND COMPUTERS

In order to increase comfort, convenience and a better user experience, adapted to people's everyday living patterns, we recently launched WellAccess™, a new ingenious computer and smart phone app.

The user interface of the app, developed for both smartphones and personal computers, perfectly emulates that of the sauna control panel. Through sensible engineering, the outcome is highly usable functionality, allowing sauna bathers to log on to the control panel smart phone app from their local WiFi network and remotely control most aspects of their sauna.

On both the control panel itself and via WellAccess™, it is possible to create and save several different user profiles and favorite settings and set different schedules. In commercial settings, it is possible to manage multiple units from one point of access, and set unique profiles for different locations.

The control panel is used with Sense Combi Elite or Sense Elite heaters.

Size: 3 1/8" x 5 1/8", depth 1/2".

Pure

INTUITIVE DESIGN AND FEATURES

The elegant, compact design of Tylö's Pure control panel makes it the go-to choice for those who value functionality and advanced technology without compromising on aesthetics.

The ultra-thin black control lights up on touch and lets you set the lighting, temperature and sauna time by simply pressing a few buttons. Of course, choosing the default start time means you can step into a wonderfully hot sauna as soon as you get home.

The control panel is used with Sense Combi Pure or Sense Pure heaters.

Size: 3 1/8" x 3 1/8", depth 5/16".

